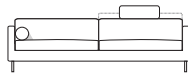


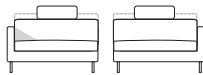


Model Great Lift · Design by Jens Juul Eilersen

Arm height: 23 ½" · Arm width: 3 ½" · Total depth (frame): 42 ¼" · Seat depth: 26 ½" · Seat height: 17" · Total height (frame): 27 ½" / 32 ¾"



Sofa
94 ½" x 42 ¼"



Closing section
47 ¼" x 42 ¼"

Scale 1:100
All overall dimensions correspond to frame sizes.
The drawings are not a detailed expression of how the final furniture appears.

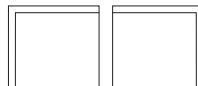


Model Great Lift · Design by Jens Juul Eilersen

Arm height: 23 ½" · Arm width: 3 ½" · Total depth (frame): 42 ¼" · Seat depth: 26 ¼" · Seat height: 17" · Total height (frame): 27 ½" / 32 ¾"



Sofa
94 ½" x 42 ¼"



Closing section
47 ¼" x 42 ¼"

Scale 1:100
All overall dimensions correspond to frame sizes.
The drawings are not a detailed expression of how the final furniture appears.



Model Great Lift · Design by Jens Juul Eilersen

Embark upon the epitome of a floater. A total experience of enjoyment, comfort, quality and functionality places Great Lift amongst the haute couture of sofas. Great Lift is nothing less than excellent.

Great lift has its name from the built-in lifting mechanism. Each back can be individually raised by 5" if you want neck support, and in one easy movement the backrest slides back to the starting position.

Seat comfort is maximized with the springy down-top seat. The down and small feather filling in the back cushions and the two/three arm/neck-rolls provides good support to both arm and neck. And emphasize the sofa's invitation to comfort

Great Lift offers plenty of space to stretch out after reading a good book or the newspaper.

Solid-wood frame with Nozag-spring seat-base, covered with polyurethane foam in a 250 g pre-compressed, fibre-fill wrap.

Seat cushion filling is a down-top cushion consisting of a highly elastic polyurethane foam core with a wrap of 100% down and small duck feathers sewn into a ribbed, featherproof cambric casing.

Back cushion and neck-roll filling is 100% down and small duck feathers sewn into a ribbed, featherproof cambric casing.

To retain the feather cushion's appearance and shape, regular fluffing-up and airing are recommended.

Great Lift is available with fabric or leather upholstery.

As for fabric upholstery: Standard delivery has fixed-frame upholstery, and alternatively it is available with removable cover on the frame with a calico cover underneath.

As for leather upholstery: Standard delivery is with fixed-frame upholstery.

All cushion covers have zip-closing.

Standard delivery has 155 x Ø22 mm, slanted-legs in brushed stainless steel (corner positioned). Alternatively Ø32 mm legs in brushed stainless steel (corner positioned) or Ø50 mm retracted cylindrical legs in brushed stainless steel. Or 155 x 40 x 20 mm, slanted-legs in brushed stainless steel, (corner positioned). Available in black lacquered (RAL 9004), mat legs in stainless steel.

The factory provides a 5 year guarantee, to cover frame, springs and cushion filling. No guarantee is provided for fabric and leather upholstery. Please see special information on selection of fabric and leather on www.eilersen.eu.

All overall dimensions correspond to frame sizes.