



Model Bench · Design by Nils Juul Eilersen

Total depth (frame): 40 cm · Seat height: 40 and 46 cm



Bench with Ø12 mm buttons  
120 x 40 cm



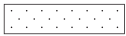
Bench without buttons  
120 x 40 cm



Bench with Ø12 mm buttons  
140 x 40 cm




Bench without buttons  
140 x 40 cm



Bench with Ø12 mm buttons  
160 x 40 cm



Bench without buttons  
160 x 40 cm



Bench with Ø12 mm buttons  
180 x 40 cm




Bench without buttons  
180 x 40 cm



Bench with Ø12 mm buttons  
120 x 40 cm




Bench without buttons  
120 x 40 cm



Bench with Ø12 mm buttons  
140 x 40 cm




Bench without buttons  
140 x 40 cm



Bench with Ø12 mm buttons  
160 x 40 cm



Bench without buttons  
160 x 40 cm



Bench with Ø12 mm buttons  
180 x 40 cm



Bench without buttons  
180 x 40 cm



Model Bench · Design by Nils Juul Eilersen

Total depth (frame): 40 cm · Seat height: 40 and 46 cm



Bench with Ø12 mm buttons  
120 x 40 cm



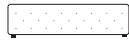
Bench without buttons  
120 x 40 cm




Bench with Ø12 mm buttons  
140 x 40 cm



Bench without buttons  
140 x 40 cm



Bench with Ø12 mm buttons  
160 x 40 cm



Bench without buttons  
160 x 40 cm



Bench with Ø12 mm buttons  
180 x 40 cm



Bench without buttons  
180 x 40 cm



Bench with Ø12 mm buttons  
120 x 40 cm



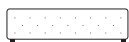
Bench without buttons  
120 x 40 cm




Bench with Ø12 mm buttons  
140 x 40 cm



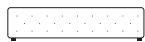
Bench without buttons  
140 x 40 cm



Bench with Ø12 mm buttons  
160 x 40 cm



Bench without buttons  
160 x 40 cm



Bench with Ø12 mm buttons  
180 x 40 cm



Bench without buttons  
180 x 40 cm

Scale 1:100  
All overall dimensions correspond to frame sizes.  
The drawings are not a detailed expression of how the final furniture appears.